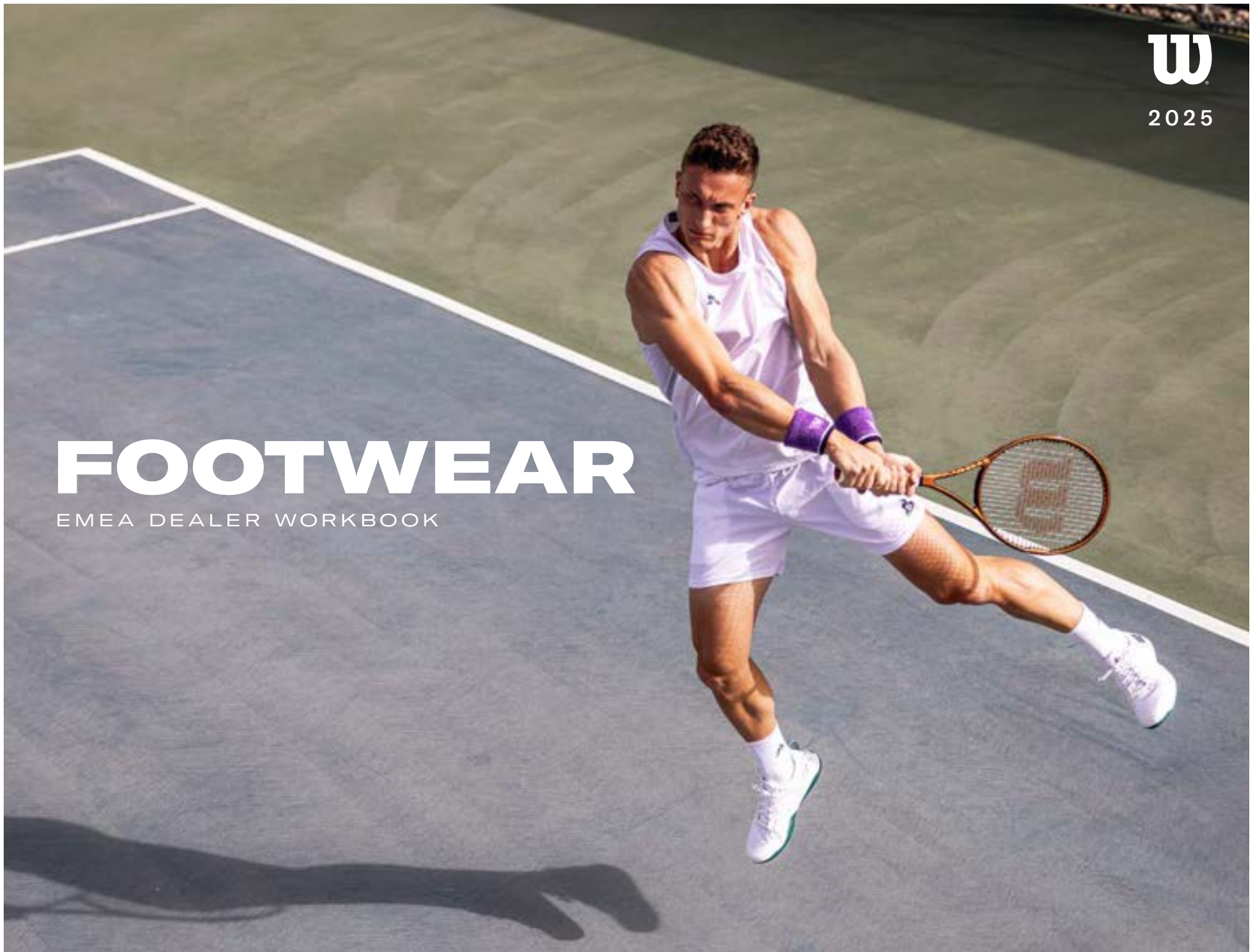




2025

# FOOTWEAR

EMEA DEALER WORKBOOK





## TENNIS

### MEN'S

Rush Pro 4.5  
Rush Pro 4.5 Extra Duty  
Rush Pro 4.5 Ace  
Rush Pro 4.5 Lite

### WOMEN'S

Intrigue™ Tour  
Intrigue™ Pro  
Intrigue™ Lite

### JUNIOR

Rush Pro Ace Jr  
Rush Pro Jr L

## PADEL

### MEN'S & WOMEN'S

Bela® Tour  
Hurakn Pro  
Hurakn 2.0

## PICKLEBALL

### MEN'S

Pickle Pro

## SPORTSTYLE

### UNISEX & WOMEN'S

Pro Staff® 87  
Pro Staff® 87 Mesh






# TENNIS INNOVATIONS

## UPPER



### ENDOFIT®

Inner sleeve construction provides an intuitive fit while enhancing comfort and stability.



### FOOTFRAME

Bootie + contoured internal fit cage + injected external heel counter provides a customized fit that adapts to and supports your every movement.



### ULTRASHIELD

Engineered single layer mesh with Aramid yarns for breathability, superior fit, unwavering protection, and improved zonal coverage.



### SENSIFEEL™ 2.0

Minimally layered upper with an engineered mesh that improves breathability, feel, comfort, and support.



### SENSIFEEL

A minimally layered upper upgrades comfort while maintaining superior support.



### MEDIAL DRAG PADS

Strategically placed rubber overlays provide added protection while increasing upper's durability and longevity.



### INTRIGUE LAST

Women-specific last and fit for the female foot, engineered for the specific shape, support, and performance demands of women's tennis.

## CHASSIS



### SWIFTSTEP

TPU Torsion Stability Plate + High Durability Cushion Foam topped with a Supercritical Pebax Foam Sockliner provides ultimate bliss by cradling your feet for stability while engendering responsiveness that propels you forward with speed and agility.



### 4D SUPPORT CHASSIS™ 2.0

Split chassis extends an articulated plate under the foot to provide enhanced support and forward propulsion, and a lateral piece that runs from heel to toes for ultimate stability and control throughout dynamic movement.



### 4D SUPPORT CHASSIS™

Asymmetrical heel-to-toe chassis that increases stability and reduces supination to help control pivot movements while setting up for powerful strokes.



### PRO TORQUE CHASSIS (PTC) LIGHT

Chassis featuring arch technology built for speed and comfort to provide ultimate stability and flexibility.

## MIDSOLE/OUTSOLE



### ENERGY CELL

Lightweight EVA foam in forefoot of midsole lends softer feel for optimal transfer of body weight through impact, creating more explosive acceleration.



### MIDSOLE

R-DST+™: Best combination of cushioning and rebound for dynamic performance.  
R-DST™: Augments cushioning and rebound for comfort and responsiveness.



### DURALAST™

High-density, durable rubber compound provides superior abrasion resistance and maximum traction on all surfaces.





# MEN'S

## TENNIS FOOTWEAR

# TENNIS FOOTWEAR COLLECTION

Wilson's 2025 footwear collection provides tennis players everything they need to reach their peak performance. The full lineup incorporates all the technologies and features needed to produce the perfect shoe for every player type, whether it be a casual beginner, speedy baseliner, or dynamic attacker.



### RUSH PRO 4.5 MEN'S

Key Benefit

Ultimate Breathability  
And Durability  
Enhanced Support  
And Protection

Weight (US Size 9 Men)

375 G / 13.2 Oz

Size Run (Men)

7-13, 14

### RUSH PRO EXTRA DUTY MEN'S

Key Benefit

Unrivald Durability  
Ultimate Support

Weight (US Size 9 Men)

392 g / 13.8 oz

Size Run (Men)

7-13, 14

### RUSH PRO ACE MEN'S

Key Benefit

Long-Lasting Comfort  
Wide Toe Box

Weight (US Size 9 Men)

336 g / 11.9 oz

Size Run (Men)

7-13, 14

### RUSH PRO LITE MEN'S

Key Benefit

Comfort at a Great  
Price Point  
Wide Toe Box

Weight (US Size 9 Men)

353 g / 12.5 oz

Size Run (Men)

7-13, 14

Weight based on Men's US size 9

# RUSH PRO 4.5

OUR #1 FRANCHISE JUST GOT BETTER. RUSH PRO 4.5 PAIRS IMPROVED COMFORT, SUPPORT AND BREATHABILITY WITH THE EXPLOSIVE POWER AND ROCK-SOLID STABILITY OF PREVIOUS VERSIONS.



**NEW ENGINEERED MESH**

Offers more breathability and adds support in the quarter and collar.

**SIMPLIFIED LACING SYSTEM**

Engineered for faster, easier adjustment to secure laces.

**ENHANCED MEDIAL SUPPORT AND UPGRADED DRAG PAD**

New medial mudguard contains durable materials that offer added support and protection. Additionally, the large, anatomically articulated rubber pad is placed in zones with higher abrasion to increase durability.

**RUSH PRO 4.5 MEN'S**

- » Endofit
- » Sensifeel 2.0 Upper
- » Articulated Forefoot Drag Pad
- » Medial Mudguard
- » 4D Support Chassis 2.0
- » Energy Cell
- » R-DST+
- » Duralast



ARTICLE NO.	COLOR	WEIGHT	AVAILABLE US SIZES
WRS333540	White/White/Black	375 g / 13.2 oz	7 - 13, 14
WRS333550	White/White/Aventurine	375 g / 13.2 oz	7 - 13, 14
WRS333520	Navy Blazer/Navy Blazer/White	375 g / 13.2 oz	7 - 13, 14
WRS333150	Black/White/Ensign Blue	375 g / 13.2 oz	7 - 13, 14
WRS334330	Black/Infrared/White <b>NEW</b>	375 g / 13.2 oz	7 - 13, 14
WRS335010	White/White/Atomic Blue (OZ) <b>NEW</b>	375 g / 13.2 oz	7 - 13, 14

**RUSH PRO 4.5 CLAY MEN'S**

- » Endofit
- » Ripstop Sensifeel 2.0 Upper
- » Articulated Forefoot Drag Pad
- » Medial Mudguard
- » 4D Support Chassis 2.0
- » Energy Cell
- » R-DST+
- » Duralast



ARTICLE NO.	COLOR	WEIGHT	AVAILABLE US SIZES
WRS333670	Infrared/Infrared/White	375 g / 13.2 oz	7 - 13, 14
WRS333660	Navy Blazer/Navy Blazer/White	375 g / 13.2 oz	7 - 13, 14
WRS334350	White/Bosphorus/Black <b>NEW</b>	375 g / 13.2 oz	7 - 13, 14
WRS335340	Black/Infrared/White <b>NEW</b>	375 g / 13.2 oz	7 - 13, 14
WRS335960	White/Navy Blazer/Gum (RG) <b>NEW</b>	375 g / 13.2 oz	7 - 13, 14

Weight based on Men's US size 9



RUSH PRO EXTRA DUTY MEN'S

- » Endofit
- » ProWeave Upper
- » Forefoot & Heel Drag Pad
- » Medial Mudguard
- » 4D Support Chassis 2.0
- » Energy Cell
- » R-DST+
- » Duralast



ARTICLE NO.	COLOR	WEIGHT	AVAILABLE US SIZES
WRS334400	Black/Black/White <b>NEW</b>	392 g / 13.8 oz	7 - 13, 14
WRS334740	White/China Blue/Silver Birch (IW) <b>NEW</b>	392 g / 13.8 oz	7 - 13, 14

RUSH PRO  
EXTRA DUTY

MADE FOR SPENDING LONG HOURS ON COURT. IDEAL FOR EXPLOSIVE, POWERFUL PLAYERS SEEKING ULTIMATE STABILITY, DURABILITY AND COMFORT.

4D SUPPORT CHASSIS 2.0

Split chassis extends chassis under the foot to provide enhanced support and forward propulsion. Lateral piece runs from heel to toes for ultimate stability and control throughout dynamic movement.

PRO WEAVE UPPER

Elevates the stability, elasticity, and durability in the upper.

FOREFOOT & HEEL DRAG PAD

Elevated upper durability and enhanced medial drag pads make these shoes last even longer no matter how much time is spent on court.

Weight based on Men's US size 9



#### SENSIFEEL

Minimally layered upper upgrades comfort while maintaining superior support and breathability.

# RUSH PRO ACE

HIGHLIGHTED BY ITS WIDER TOE BOX TO ACCOMMODATE WIDE FEET, THIS SHOE MELTS BREATHABLE MESH AND CUSHIONED SUPPORT FOR A PERFECT BLEND OF COMFORT, STABILITY AND AESTHETIC ON COURT.

#### 4D SUPPORT CHASSIS

Asymmetrical heel-to-toe chassis that increases stability and reduces supination to help control pivot movements while setting up for powerful strokes.

### RUSH PRO ACE MEN'S

- » Wide Toe Box
- » Sensifeel Upper
- » Forefoot Drag Pad
- » 4D Support Chassis
- » R-DST+
- » Duralast



ARTICLE NO.	COLOR	WEIGHT	AVAILABLE US SIZES
WRS332710	White/White/Black	336 g / 11.8 oz	7 - 13, 14
WRS332730	Navy Blazer/White/Wilson Red	336 g / 11.8 oz	7 - 13, 14
WRS332720	Black/Ombre Blue/White	336 g / 11.8 oz	7 - 13, 14
WRS335360	Deja Vu Blue/White/Black <b>NEW</b>	336 g / 11.8 oz	7 - 13, 14
WRS335370	Infrared/White/Black <b>NEW</b>	336 g / 11.8 oz	7 - 13, 14
WRS335900	White/White/Atomic Blue (OZ) <b>NEW</b>	336 g / 11.8 oz	7 - 13, 14

### RUSH PRO ACE CLAY MEN'S

- » Wide Toe Box
- » Ripstop Sensifeel Upper
- » Forefoot Drag Pad
- » 4D Support Chassis
- » R-DST+
- » Duralast



ARTICLE NO.	COLOR	WEIGHT	AVAILABLE US SIZES
WRS335380	Infrared/White/Black <b>NEW</b>	336 g / 11.8 oz	7 - 13, 14
WRS334380	Black/Bosphorus/White <b>NEW</b>	336 g / 11.8 oz	7 - 13, 14
WRS334390	Deja Vu Blue/White/Infrared <b>NEW</b>	336 g / 11.8 oz	7 - 13, 14
WRS335970	White/Navy Blazer/Gum (RG) <b>NEW</b>	336 g / 11.8 oz	7 - 13, 14

Weight based on Men's US size 9



**SINGLE-LAYER MESH UPPER**  
Single mesh construction provides maximum comfort and breathability.

**SMOOTH TRANSITION CURVED SOLE**  
Aids in the smooth transition from heel-strike to toe-off.

**WIDE TOE BOX**  
Provides comfort and stability for those with wide feet.

# RUSH PRO LITE

RUSH PRO LITE FEATURES COMFORT, BREATHABILITY AND SUPPORT FOR EACH STEP ON COURT, AND COMES PACKAGED IN A FRESH, ATHLETIC SILHOUETTE.

## RUSH PRO LITE MEN'S

- » Wide Toe Box
- » Single-Layer Mesh Upper
- » Pro Torque Chassis Light
- » Smooth Transition Curved Sole
- » Duralast



ARTICLE NO.	COLOR	WEIGHT	AVAILABLE US SIZES
WRS333220	White/Deja Vu Blue/Wilson Red	353 g / 12.5 oz	7 - 13, 14
WRS333190	Pearl Blue/Ebony/White	353 g / 12.5 oz	7 - 13, 14
WRS333210	Black/Ebony/White	353 g / 12.5 oz	7 - 13, 14
WRS335890	White/Atomic Blue/Navy Blazer (OZ) <b>NEW</b>	353 g / 12.5 oz	7 - 13, 14

Weight based on Men's US size 9



# WOMEN'S

## TENNIS FOOTWEAR



# INTRIGUE™

## INTRIGUE TOUR

**Mesh package**  
UltraShield engineered single layer mesh

**FootFrame**  
Bootie+internal fit cage

**SwiftStep**  
Injected pebax drop-in sockliner

**Transition plate**  
TPU injected torsion stability plate

**Foam cushioning**  
Compression molded foam

**Outsole**  
Duralast high abrasion rubber

## INTRIGUE PRO

**Mesh package**  
Dual layer engineered mesh

**Sockliner**  
8mm molded Ortholite performance sockliner

**Foam cushioning**  
Compression molded foam

**Outsole**  
Duralast high abrasion rubber

## INTRIGUE LITE

**Mesh package**  
Single layer engineered mesh

**Sockliner**  
6mm Ortholite performance sockliner

**Foam cushioning**  
Injection molded bio-based foam

**Outsole**  
Duralast high durability rubber



# INTRIGUE TOUR

THE INTRIGUE LINE OF TENNIS SHOES IS BUILT OFF OUR NEW WOMEN'S SPECIFIC LAST—ENGINEERED FOR THE SPECIFIC PERFORMANCE DEMANDS OF HER GAME.

## SWIFTSTEP CUSHIONING

Enjoy ultimate bliss with SwiftStep cushioning cradling your feet - the drop-in design of the supercritical Pebax foam allows maximum responsiveness while the outer foam provides support for side-to-side stability.

## FOOTFRAME SUPPORT

Our mid-foot fit technology perfectly molds to the unique contours of women's feet, creating a customized fit that adapts to and supports their every movement.

## ULTRASHIELD

Our single layer engineered mesh is designed for her fit, with the strength and support for any game. Built to be light, breathable and perfectly durable.

# INTRIGUE TOUR

THE INTRIGUE LINE OF TENNIS SHOES IS BUILT OFF OUR NEW WOMEN'S SPECIFIC LAST—ENGINEERED FOR THE SPECIFIC PERFORMANCE DEMANDS OF HER GAME.

## SWIFTSTEP CUSHIONING

Enjoy ultimate bliss with SwiftStep cushioning cradling your feet - the drop-in design of the supercritical Pebax foam allows maximum responsiveness while the outer foam provides support for side-to-side stability.

## FOOTFRAME SUPPORT

Our mid-foot fit technology perfectly molds to the unique contours of women's feet, creating a customized fit that adapts to and supports their every movement.

## ULTRASHIELD

Our single layer engineered mesh is designed for her fit, with the strength and support for any game. Built to be light, breathable and perfectly durable.

# INTRIGUE TOUR

THE INTRIGUE LINE OF TENNIS SHOES IS BUILT OFF OUR NEW WOMEN'S SPECIFIC LAST—ENGINEERED FOR THE SPECIFIC PERFORMANCE DEMANDS OF HER GAME.

## SWIFTSTEP CUSHIONING

Enjoy ultimate bliss with SwiftStep cushioning cradling your feet - the drop-in design of the supercritical Pebax foam allows maximum responsiveness while the outer foam provides support for side-to-side stability.

## FOOTFRAME SUPPORT

Our mid-foot fit technology perfectly molds to the unique contours of women's feet, creating a customized fit that adapts to and supports their every movement.

## ULTRASHIELD

Our single layer engineered mesh is designed for her fit, with the strength and support for any game. Built to be light, breathable and perfectly durable.

# INTRIGUE TOUR

THE INTRIGUE LINE OF TENNIS SHOES IS BUILT OFF OUR NEW WOMEN'S SPECIFIC LAST—ENGINEERED FOR THE SPECIFIC PERFORMANCE DEMANDS OF HER GAME.

## SWIFTSTEP CUSHIONING

Enjoy ultimate bliss with SwiftStep cushioning cradling your feet - the drop-in design of the supercritical Pebax foam allows maximum responsiveness while the outer foam provides support for side-to-side stability.

## FOOTFRAME SUPPORT

Our mid-foot fit technology perfectly molds to the unique contours of women's feet, creating a customized fit that adapts to and supports their every movement.

## ULTRASHIELD

Our single layer engineered mesh is designed for her fit, with the strength and support for any game. Built to be light, breathable and perfectly durable.

# INTRIGUE TOUR

THE INTRIGUE LINE OF TENNIS SHOES IS BUILT OFF OUR NEW WOMEN'S SPECIFIC LAST—ENGINEERED FOR THE SPECIFIC PERFORMANCE DEMANDS OF HER GAME.

## SWIFTSTEP CUSHIONING

Enjoy ultimate bliss with SwiftStep cushioning cradling your feet - the drop-in design of the supercritical Pebax foam allows maximum responsiveness while the outer foam provides support for side-to-side stability.

## FOOTFRAME SUPPORT

Our mid-foot fit technology perfectly molds to the unique contours of women's feet, creating a customized fit that adapts to and supports their every movement.

## ULTRASHIELD

Our single layer engineered mesh is designed for her fit, with the strength and support for any game. Built to be light, breathable and perfectly durable.

# INTRIGUE TOUR

THE INTRIGUE LINE OF TENNIS SHOES IS BUILT OFF OUR NEW WOMEN'S SPECIFIC LAST—ENGINEERED FOR THE SPECIFIC PERFORMANCE DEMANDS OF HER GAME.

## SWIFTSTEP CUSHIONING

Enjoy ultimate bliss with SwiftStep cushioning cradling your feet - the drop-in design of the supercritical Pebax foam allows maximum responsiveness while the outer foam provides support for side-to-side stability.

## FOOTFRAME SUPPORT

Our mid-foot fit technology perfectly molds to the unique contours of women's feet, creating a customized fit that adapts to and supports their every movement.

## ULTRASHIELD

Our single layer engineered mesh is designed for her fit, with the strength and support for any game. Built to be light, breathable and perfectly durable.

# INTRIGUE TOUR

THE INTRIGUE LINE OF TENNIS SHOES IS BUILT OFF OUR NEW WOMEN'S SPECIFIC LAST—ENGINEERED FOR THE SPECIFIC PERFORMANCE DEMANDS OF HER GAME.

## SWIFTSTEP CUSHIONING

Enjoy ultimate bliss with SwiftStep cushioning cradling your feet - the drop-in design of the supercritical Pebax foam allows maximum responsiveness while the outer foam provides support for side-to-side stability.

## FOOTFRAME SUPPORT

Our mid-foot fit technology perfectly molds to the unique contours of women's feet, creating a customized fit that adapts to and supports their every movement.

## ULTRASHIELD

Our single layer engineered mesh is designed for her fit, with the strength and support for any game. Built to be light, breathable and perfectly durable.

# INTRIGUE TOUR

THE INTRIGUE LINE OF TENNIS SHOES IS BUILT OFF OUR NEW WOMEN'S SPECIFIC LAST—ENGINEERED FOR THE SPECIFIC PERFORMANCE DEMANDS OF HER GAME.

## SWIFTSTEP CUSHIONING

Enjoy ultimate bliss with SwiftStep cushioning cradling your feet - the drop-in design of the supercritical Pebax foam allows maximum responsiveness while the outer foam provides support for side-to-side stability.

## FOOTFRAME SUPPORT

Our mid-foot fit technology perfectly molds to the unique contours of women's feet, creating a customized fit that adapts to and supports their every movement.

## ULTRASHIELD

Our single layer engineered mesh is designed for her fit, with the strength and support for any game. Built to be light, breathable and perfectly durable.

**NEW**

## INTRIGUE TOUR WOMEN'S

- ## INTRIGUE TOUR WOMEN'S
- » UltraShield Single Layer Engineered Mesh Upper
  - » FootFrame Dynamic Support System
  - » SwiftStep: TPU Torsion Shank + High Durability CMP Foam
  - » Supercritical Pebax Foam Performance Sockliner
  - » Duralast Rubber



ARTICLE NO.	COLOR	WEIGHT	AVAILABLE US SIZES
WRS335910	White/Navy Blazer/Dubarry <b>NEW</b>	375 g / 13.2 oz	5.5 - 11
WRS334500	White/White/Silver <b>NEW</b>	375 g / 13.2 oz	5.5 - 11
WRS335920	Navy Blazer/White/Navy Blazer <b>NEW</b>	375 g / 13.2 oz	5.5 - 11
WRS335930	White/Safety Yellow/Navy Blazer (OZ) <b>NEW</b>	375 g / 13.2 oz	5.5 - 11

**NEW**

## INTRIGUE TOUR CLAY WOMEN'S

- » UltraShield Single Layer Engineered Mesh Upper
- » FootFrame Support System
- » SwiftStep: TPU Torsion Shank + High Durability Foam
- » Supercritical Pebax Foam Performance Sockliner
- » Lightweight Performance Compression Molded Cushion Foam
- » Duralast



ARTICLE NO.	COLOR	WEIGHT	AVAILABLE US SIZES
WRS335940	White/Navy Blazer/Dubarry <b>NEW</b>	355 g / 12.5 oz	5.5 - 11
WRS334520	White/Bone Brown/Gum <b>NEW</b>	355 g / 12.5 oz	5.5 - 11

**FIT**  
**Tuned-Input**  
Exclusive  
support

**FIT**  
**Tuned-Input**  
Exclusive  
support

**FIT**  
**Tuned-Input**  
Exclusive  
support

**FEEL**  
**Superior** S  
Supercriti  
responsive  
with each

**FEEL**  
**Superior** S  
Supercriti  
responsive  
with each

**FEEL**  
**Superior** S  
Supercriti  
responsive  
with each

**FUNCTION**  
**Tennis - H**  
Our pinna  
of comfort

**FUNCTION**  
**Tennis - H**  
Our pinna  
of comfort

**FUNCTION**  
**Tennis - H**  
Our pinna  
of comfort





# INTRIGUE PRO

THE INTRIGUE LINE OF TENNIS SHOES IS ENGINEERED FOR THE SPECIFIC SHAPE, SUPPORT, AND PERFORMANCE DEMANDS OF WOMEN’S NEEDS, ENABLING THEM TO MOVE MORE EFFICIENTLY AND EFFECTIVELY ON THE COURT. THE INTRIGUE PRO PROVIDES COMFORT AND CUSHIONING.

**PERFORMANCE FOAM CUSHIONING & 8 MM MOLDED ORTHOLITE**  
Compression molded EVA allows a stable and springy stride, with a molded Ortholite sockliner to keep comfort closest to your foot.

**DUAL LAYER ENGINEERED MESH PACKAGE**  
Built to provide a maximum combination of lightness and breathability while delivering supreme fit.

NEW

## INTRIGUE PRO WOMEN'S

- » Dual Layer Engineered Mesh Upper
- » Midfoot Support Band
- » 8mm Molded Ortholite Performance Sockliner
- » Compression Molded Cushion Foam
- » Duralast



ARTICLE NO.	COLOR	WEIGHT	AVAILABLE US SIZES
WRS334690	White/White/Silver <b>NEW</b>	298 g / 10.5 oz	5.5 - 11
WRS335840	White/Navy Blazer/Dubarry <b>NEW</b>	298 g / 10.5 oz	5.5 - 11
WRS335860	White/Safety Yellow/Navy Blazer (OZ) <b>NEW</b>	298 g / 10.5 oz	5.5 - 11
WRS335850	White/Lavender Blue/Silver (IW) <b>NEW</b>	298 g / 10.5 oz	5.5 - 11

NEW

## INTRIGUE PRO CLAY WOMEN'S

- » Dual Layer Engineered Mesh Upper
- » Midfoot Support Band
- » 8mm Molded-Ortholite Performance Sockliner
- » Compression Molded Cushion Foam
- » Duralast



ARTICLE NO.	COLOR	WEIGHT	AVAILABLE US SIZES
WRS334830	Navy Blazer/Navy Blazer/White <b>NEW</b>	289 g / 10.2 oz	5.5 - 11
WRS335870	White/Navy Blazer/Dubarry <b>NEW</b>	289 g / 10.2 oz	5.5 - 11
WRS335050	Beaujolais/White/Plum Perfect (RG) <b>NEW</b>	289 g / 10.2 oz	5.5 - 11

### FIT

#### Seamless Control

Exclusively crafted for the female foot, the conforming support-band and engineered mesh allow for a balanced fusion of breathability and durability.

### FEEL

#### Springy Confidence

Tuned foam cushioning allows for a springy, comfortable ride that boosts confidence from sideline to sideline.

### FUNCTION

#### Tennis - Hard Court / Clay Court

Engineered to offer supreme on court comfort and responsiveness.

Weight based on Women's US size 7.5

# INTRIGUE LITE

THE INTRIGUE LINE OF TENNIS SHOES IS BUILT  
OFF OUR NEW WOMEN'S SPECIFIC LAST—  
ENGINEERED FOR THE SPECIFIC PERFORMANCE  
DEMANDS OF HER GAME. THE INTRIGUE LITE  
PROVIDES “RIGHT”-WEIGHT DURABILITY WITH  
LIGHTWEIGHT COMFORT.

## INJECTION MOLDED BIO-BASED FOAM

Creates a smooth, light ride for all levels of play.

## SINGLE LAYER ENGINEERED MESH

Provides comfort, lightness, and breathability from the first time you step in the shoe.

## DURALAST RUBBER

**NEW**

**INTRIGUE LITE WOMEN'S**

- » Single Layer Engineered Mesh Upper
- » Midfoot Support Band
- » 6mm Ortholite Performance Sockliner
- » Injection Molded Bio-based Foam
- » Duralast



ARTICLE NO.	COLOR	WEIGHT	AVAILABLE US SIZES
WRS335800	White/Navy Blazer/Dubarry <b>NEW</b>	295 g / 10.4oz	5.5 - 11
WRS334450	White/White/Silver <b>NEW</b>	295 g / 10.4oz	5.5 - 11
WRS335810	Navy Blazer/White/Navy Blazer <b>NEW</b>	295 g / 10.4oz	5.5 - 11
WRS335830	White/Safety Yellow/Navy Blazer (OZ) <b>NEW</b>	295 g / 10.4oz	5.5 - 11
WRS335820	Lavender Blue/White/Lunar Rock (IW) <b>NEW</b>	295 g / 10.4oz	5.5 - 11

**FIT**

## Featherlight Security

Designed with a lightweight, comfortable upper for an instant fit, allowing you to move unhindered on court.

## FEEL

## Cushioned Agility

Provides comfort and versatility for dynamic play at every angle of the court.

## FUNCTION

### Tennis - All Court

Ultralight design ensures comfort and agility for the passionate player.





# RUSH PRO JUNIORS

A COMFORTABLE AND DURABLE SHOE THAT WILL TAKE YOUR JUNIOR’S MOVEMENT TO THE NEXT LEVEL. CUSHIONED SUPPORT, BREATHABLE DESIGN AND A DURABLE OUTSOLE DELIVER HIGH TRACTION ON ANY SURFACE.

NEW

## RUSH PRO ACE JR

- » Sensifeel Upper
- » Forefoot Drag Pad
- » 4D Support Chassis
- » R-DST+
- » Duralast



ARTICLE NO.	COLOR	WEIGHT	AVAILABLE US SIZES
WRS335310	White/White/Bosphorus <b>NEW</b>	282 g / 9.9 oz	4 - 7
WRS335320	White/White/Mauveglow <b>NEW</b>	282 g / 9.9 oz	4 - 7

NEW

## RUSH PRO JR L

- » Forefoot Drag Pad
- » R-DST
- » Duralast



ARTICLE NO.	COLOR	WEIGHT	AVAILABLE US SIZES
WRS335290	White/White/Mauveglow <b>NEW</b>	263 g / 9.3 oz	11, 12, 13, 1 - 6
WRS335270	Navy Blazer/White/Atomic Blue <b>NEW</b>	263 g / 9.3 oz	11, 12, 13, 1 - 6



# PADEL INNOVATIONS

## UPPER



### ENDOFIT®

Inner sleeve construction provides an intuitive fit while enhancing comfort and stability.



### SENSIFEEL™ 2.0

Minimally layered upper with an engineered mesh that improves breathability, feel, comfort, and support.

## CHASSIS



### 4D SUPPORT CHASSIS™

Asymmetrical heel-to-toe chassis that increases stability and reduces supination to help control pivot movements while setting up for powerful strokes.



### PRO TORQUE CHASSIS (PTC) LIGHT

Chassis featuring arch technology built for speed and comfort to provide ultimate stability and flexibility.

## MIDSOLE/OUTSOLE



### FUSED 8 FOAM

EVA midsole integrates recycled plastic wire material for excellent responsiveness alongside a reduced environmental footprint.



### OPTIMUM GRIP / OPTIMUM GRIP BY BELA

Biomechanically engineered outsole with vortex designs in the forefoot and heel to optimize rotation and pivot movement in all directions on the padel court.



### DURALAST™

High-density, durable rubber compound provides superior abrasion resistance and maximum traction on all surfaces.

## WSS



### WOMEN SPECIFIC SUPPORT

Assymetrical heel counter for enhanced foot support. Reduced rubber thickness on outsole eases propulsion. Lower EVA density (52) to improve comfort and agility.





# PADEL FOOTWEAR COLLECTION

Dominate the padel court with Wilson's latest footwear collection. The Bela Tour has a revamped chassis so it's more stable and integrated recycled materials in the upper and midsole to provide eco-friendly durability and comfort. And the Hurakn Pro and 2.0 carry the same eco-friendly, padel-specific technologies as their predecessors.



## BELA TOUR

- Key Benefit**
- Padel-Specific Outsole by Bela
  - Distinctly Stable
  - Flexible
  - Dynamically Comfortable

**Weight (US Size 9 Men)**

316 g / 11.1 oz

**Size Run (Men)**

7-13, 14

## HURAKN PRO

- Key Benefit**
- Padel-Specific Outsole
  - Laterally Supportive
  - Lightweight and Flexible
  - Ultra Comfortable

**Weight (US Size 9 Men)**

324 g / 11.4 oz

**Size Run (Men)**

7-13, 14

**Weight (US Size 7.5 Women's)**

291 g / 10.3 oz

**Size Run (Women's)**

5.5-11

## HURAKN 2.0

- Key Benefit**
- Padel-Specific Outsole
  - Instant Fit
  - Flexible

**Weight (US Size 9 Men)**

299 g / 10.5 oz

**Size Run (Men)**

7-13, 14

**Weight (US Size 7.5 Women's)**

263 g / 9.3 oz

**Size Run (Women's)**

5.5-11



DESIGNED AND INSPIRED BY THE LEGEND,  
FERNANDO BELASTEGUIN, THE BELA TOUR  
IS PERFECT FOR THE ADVANCED PLAYER  
LOOKING TO BRING THEIR GAME TO THE  
NEXT LEVEL. THE PADEL SPECIFIC OUTSOLE  
MAKES THESE SHOES EVEN MORE  
DYNAMIC AND STABLE WHILE SPRINTING  
AND TURNING ON THE PADEL COURT.


Provides enhanced comfort, stability and an intuitive fit through a full inner sock construction.



## SENSIFEEL 2.0

A minimally layered upper with fine TPU film composed of 55% recycled material that's strategically located to enhance support and durability. It also contains an engineered mesh composed of 100% recycled material that provides enhanced breathability, feel, comfort, and a homogeneous fit.

- » Endofit
- » Sensifeel 2.0 (utilizing recycled material)
- » 4D Support Chassis
- » Fused 8 Foam
- » Optimum Grip by Bela
- » Duralast



ARTICLE NO.	COLOR	WEIGHT	AVAILABLE US SIZES
WRS331580	White/Infrared/Black	316 g / 11.1 oz	7 - 13, 14
WRS335330	Black/Black/White <b>NEW</b>	316 g / 11.1 oz	7 - 13, 14

Weight based on Men's US size 9



ENDOFIT

Provides enhanced comfort, stability and an intuitive fit through a full inner sock construction.

# HURAKN PRO

POWERFUL, EXPLOSIVE, AND FLEXIBLE SHOES DESIGNED AND ENGINEERED FOR OPTIMAL PLAY AND MOVEMENT ON THE PADEL COURT. THEY ALSO COMBINE ECO-FRIENDLY MATERIALS WITH PADEL-SPECIFIC TECHNOLOGIES, PRODUCING A DURABLE AND SUPPORTIVE OPTION FOR AGGRESSIVE COMPETITIVE PLAYERS LOOKING TO TAKE CONTROL OF THE POINT.

STABLE & FLEXIBLE

The Pro Torque Chassis Light provides ultimate stability and flexibility to elevate the players' game to another level.

OPTIMUM GRIP

Engineered outsole designed specifically for padel players' twists and pivots on the court.

HURAKN PRO MEN'S

- » Endofit
- » Recycled TPU & Mesh Upper
- » Pro Torque Chassis Light
- » Fused 8 Foam
- » Optimum Grip
- » Duralast



ARTICLE NO.	COLOR	WEIGHT	AVAILABLE US SIZES
WRS331710	White/Wilson Red/Déjà Vu Blue	324 g / 11.4 oz	7 - 13, 14
WRS332840	Black/Lime Green/Falcon	324 g / 11.4 oz	7 - 13, 14

HURAKN PRO WOMEN'S

- » Endofit
- » Recycled TPU & Mesh Upper
- » Pro Torque Chassis Light
- » Women Specific Support
- » Fused 8 Foam
- » Optimum Grip
- » Duralast



ARTICLE NO.	COLOR	WEIGHT	AVAILABLE US SIZES
WRS333020	White/Wilson Red/Déjà Vu Blue	291 g / 10.3 oz	5.5 - 11

Weight based on Men's US size 9 • Weight based on Women's US size 7.5



PRO TORQUE CHASSIS LIGHT

Arch technology built for speed by providing ultimate stability.

HURAKN 2.0

LIGHTWEIGHT, BREATHABLE, AND FLEXIBLE SHOES DESIGNED WITH PADEL-SPECIFIC TECHNOLOGIES ENHANCING FAST-TWITCH AGILITY FOR SPEEDY ON COURT MOVEMENT FOR THE COMPETITIVE, QUICK PADEL PLAYERS.

OPTIMUM GRIP

Engineered outsole designed specifically for padel players' twists and pivots on the court.

HURAKN 2.0 MEN'S

- » Pro Torque Chassis Light
- » Fused 8 Foam
- » Optimum Grip
- » Duralast



ARTICLE NO.	COLOR	WEIGHT	AVAILABLE US SIZES
WRS333030	Black/Pearl Blu/Black	299 g / 10.5 oz	7 - 13, 14
WRS331630	White/Déjà Vu Blue/Wilson Red	299 g / 10.5 oz	7 - 13, 14

HURAKN 2.0 WOMEN'S

- » Pro Torque Chassis Light
- » Women Specific Support
- » Fused 8 Foam
- » Optimum Grip
- » Duralast



ARTICLE NO.	COLOR	WEIGHT	AVAILABLE US SIZES
WRS331660	White/Déjà Vu Blue/Wilson Red	263 g / 9.3 oz	5.5 - 11

Weight based on Men's US size 9 • Weight based on Women's US size 7.5









**ORTHOLITE SOCKLINER & COMFORT COLLAR**

Engineered with plush cushioning and breathable materials to ensure supreme comfort and advanced ventilation for long hours of play-enhancing performance.

**MIDSOLE**

Designed for optimal stability, support and durability, the midsole is built wide enough for the lateral demands of Pickleball.

# PICKLE PRO

THE ULTIMATE FOOTWEAR FOR PICKLEBALL PLAYERS. ENGINEERED SPECIFICALLY FOR THE DEMANDS OF THE SPORT, THE PICKLE PRO OFFERS UNPARALLELED COMFORT, STABILITY AND DURABILITY ON COURT TO ENHANCE PERFORMANCE AT ALL LEVELS.

**PICKLE PRO MEN'S**

- » High Breathability Sandwich Mesh Upper
- » Plush Comfort Collar
- » Midfoot Saddle Support System
- » 6mm Ortholite Performance Sockliner
- » Duralast



ARTICLE NO.	COLOR	WEIGHT	AVAILABLE US SIZES
WRS334800	Bosphorus/White/Bosphorus	316 g / 11.1 oz	7 - 13, 14

**PICKLE PRO WOMEN'S**

- » High Breathability Sandwich Mesh Upper
- » Plush Comfort Collar
- » Midfoot Saddle Support System
- » 6mm Ortholite Performance Sockliner
- » Duralast



ARTICLE NO.	COLOR	WEIGHT	AVAILABLE US SIZES
WRS334580	White/White/Surf Spray	258 g / 9.1 oz	5.5 - 11

Weight based on Men's US size 9 • Weight based on Women's US size 7.5









# PRO STAFF 87

OUR MOST ICONIC PERFORMANCE SHOE RETURNS, SPRINGING BACK TO ITS TIMELESS RETRO DESIGN WITH UPDATED COMFORT.



### PRO STAFF 87 UNISEX

- » Full-Grain Leather Upper
- » Ortholite Sockliner
- » R-DST+
- » Duralast



ARTICLE NO.	ITEM	COLOR	WEIGHT	AVAILABLE US SIZES
WRS333990	PRO STAFF 87	White/White/White	380 g / 13.4 oz	4 - 13, 14
WRS333970	PRO STAFF 87	White/White/Aventurine	380 g / 13.4 oz	4 - 13, 14

### PRO STAFF 87 WOMEN'S

- » Full-Grain Leather Upper
- » Ortholite Sockliner
- » R-DST+
- » Duralast



ARTICLE NO.	ITEM	COLOR	WEIGHT	AVAILABLE US SIZES
WRS334480	PRO STAFF 87 W <b>NEW</b>	White/White/White	336 g / 11.9 oz	5.5 - 11
WRS334460	PRO STAFF 87 W <b>NEW</b>	White/White/Bosphorus	336 g / 11.9 oz	5.5 - 11

Weight based on Men's US size 9 • Weight based on Women's US size 7.5



# PRO STAFF 87 MESH

AN ELEVATED COMBINATION OF LEATHER AND MESH TAKES TAKES THE OG TO A NEW DIMENSION



## PRO STAFF 87 MESH UNISEX

- » Full-Grain Leather & Sandwich or Breathable Nylon Mesh Upper
- » Ortholite Sockliner
- » R-DST+
- » Duralast



ARTICLE NO.	ITEM	COLOR	WEIGHT	AVAILABLE US SIZES
WRS334920	PRO STAFF 87 MESH <b>NEW</b>	White/White/Infrared	367 g / 12.9 oz	4 - 13, 14

## PRO STAFF 87 MESH WOMEN'S

- » Full-grain Leather & Sandwich or Breathable Nylon Mesh Upper
- » Ortholite Sockliner
- » R-DST+
- » Duralast



ARTICLE NO.	ITEM	COLOR	WEIGHT	AVAILABLE US SIZES
WRS334900	PRO STAFF 87 MESH W <b>NEW</b>	White/Lavender Blue/Sunlight	302 g / 10.6 oz	5.5 - 11

Weight based on Men's US size 9 • Weight based on Women's US size 7.5

[illegible]

## This image shows a full page of blank, lined paper. It features approximately 20 evenly spaced horizontal grey lines across its entire width, providing a template for writing or drawing. The margins are consistent on all sides.



## NOTES

[illegible]

## NOTES

This image shows a single sheet of white paper with horizontal ruling lines. The lines are evenly spaced and run across the width of the page. There are no margins, text, or other markings on the paper.



Wilson Sporting Goods Co.  
130 East Randolph Street,  
Suite 600  
Chicago, IL 60601

© 2024 WILSON  
SPORTING GOODS CO.  
All Rights Reserved /  
Printed in USA  
23-0656

This catalog contains the registered and unregistered trademarks of Wilson Sporting Goods Co. as reflected by the names used herein.

W, Wilson, Spin Effect, Braided Graphite, BLX, Triad, Ultra, Pro Staff, Blade, Burn, Six.One, Hyper Hammer, Tour Slam, Advantage, Thermoguard, Xycro Micro-Fibers, Baiardo, Cushion-Aire, NanoWIK, Clash, Trinita and Endofit are registered trademarks of Wilson Sporting Goods Co.

X2 Ergo, Amplifeel, Intrigue, Essence, Triumph, NXT, Sensation, Champions Choice, Revolve, Feather Thin, Shock Shield, EZ NET, Pro Feel, Vibra Fun, Star, Rush, Core, FS, 3D-FS, 2D-FS, Skinguard, Sensifeel, R-DST, R-DST+, Kaos, Volcanic Frame Technology, Stop Shock Pads, Stop Shock Sleeves, V-Matrix Technology, Symbiofit, Duralast, FeelFlex, Power Profile, Engage Core, STR Felt, 4D Support Chassis, and Dura-Weave are trademarks of Wilson Sporting Goods Co.

Countervail is a registered trademark of Materials Sciences Corporation. US Open and USTA are registered trademarks of the United States Tennis Association Incorporated. Luxilon, ALU Power, Big Banger, LXN, 4G, Savage, and Adrenaline are registered trademarks of Luxilon Industries, NV. M2 is a trademark of Luxilon Industries, NV. ITF and PLAY+STAY are registered trademarks of ITF Licensing (UK) Ltd. USTA is a registered trademark of United States Tennis Association Incorporated. Roland Garros and RG Roland Garros Paris is a registered trademark of Federation Francaise de Tennis. Bela is registered trademark of Bela Padel Center S.L.

Trademarks advertised other than those of Wilson Sporting Goods Co. are properties of their respective companies.

NOTE: The display of logos in this catalog does not constitute an endorsement or sponsorship of Wilson merchants by the respective organization.